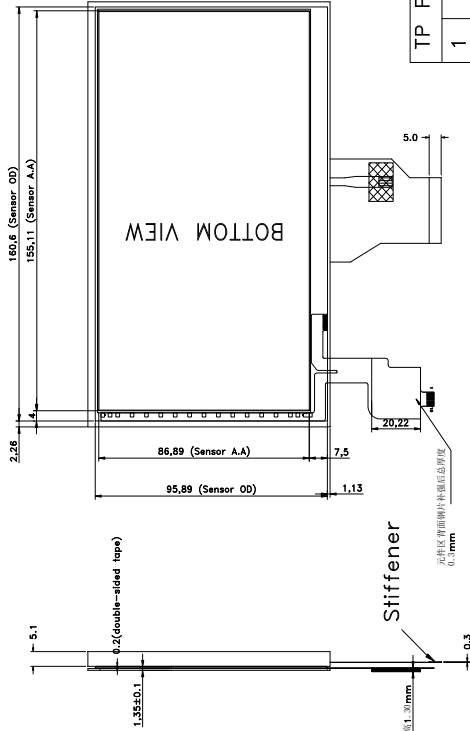
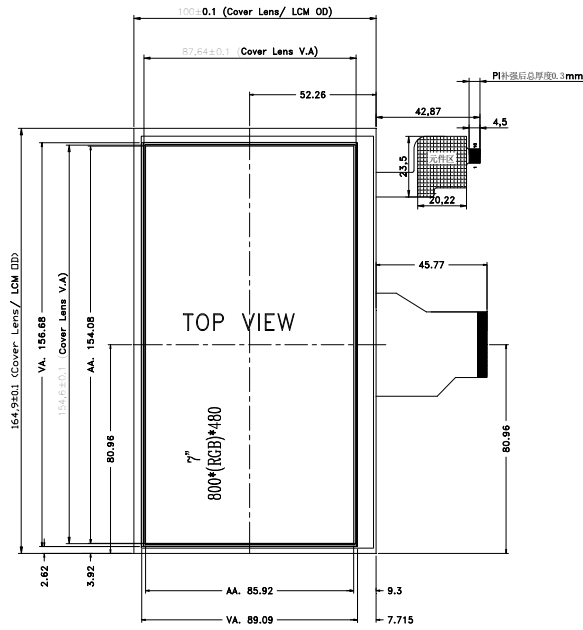
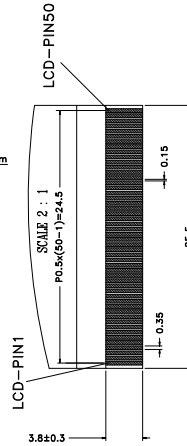
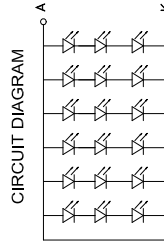


LCM PIN NAME	
1	VLED+
2	VLED+
3	VLED-
4	VLED-
5	GND
6	VCOM
7	DVDD
8	MODE
9	DE
10	VS
11	HS
12	B7
13	B6
14	B5
15	B4
16	B3
17	B2
18	B1
19	B0
20	G7
21	G6
22	G5
23	G4
24	G3
25	G2
26	G1
27	G0
28	R7
29	R6
30	R5
31	R4
32	R3
33	R2
34	R1
35	R0
36	GND
37	DCLK
38	GND
39	L/R
40	U/D
41	VGH
42	VGL
43	AVDD
44	RESET
45	NC
46	VCOM
47	DITHB
48	GND
49	NC
50	NC



TP PIN NAME	
1	NC
2	NC
3	NC
4	NC
5	GND
6	VDD
7	INT
8	WAKE
9	SCK
10	SDA



- NOTES:
- 1.DISPLAY TYPE: α -Si TFT
 - 2.POLARIZER MODE:TRANSMISSIVE,Normally White
 - 3.OPERATING TEMP: $-10^{\circ}\text{C} \sim 60^{\circ}\text{C}$
 - 4.STORAGE TEMP: $-20^{\circ}\text{C} \sim 70^{\circ}\text{C}$
 - 5.BACKLIGHT: LED
 - 6.RoHs Complicant

DRAWN BY:	TITLE:	SCALE:	mm
CHECKED BY:	DWG NO:	UNIT:	mm
APPROVED BY:	DWG NAME:	SHEET NO:	OF
CONFIRMED BY:			