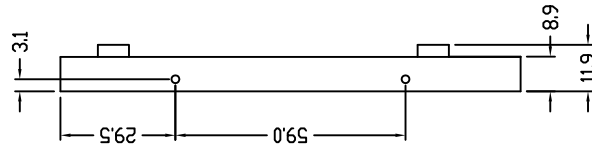
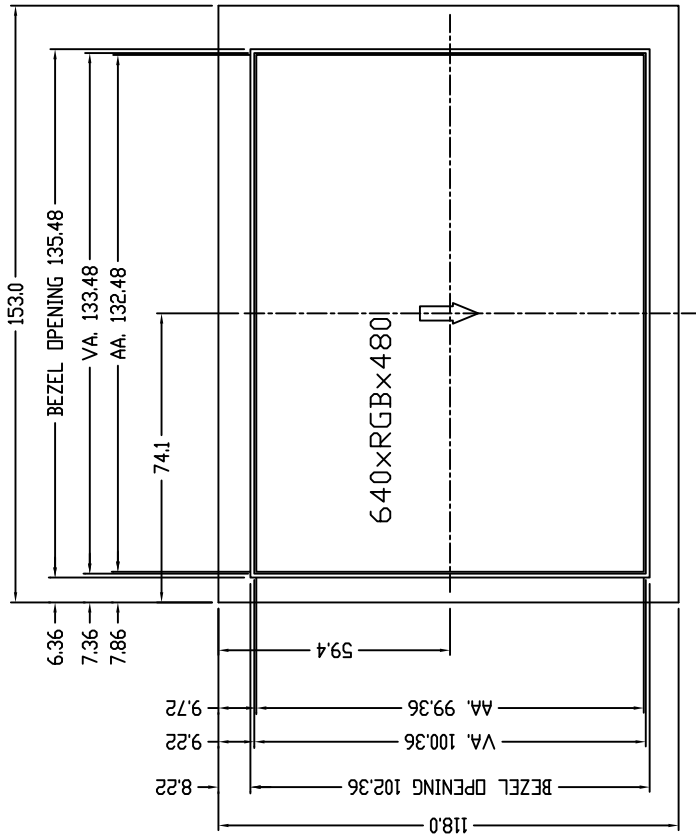
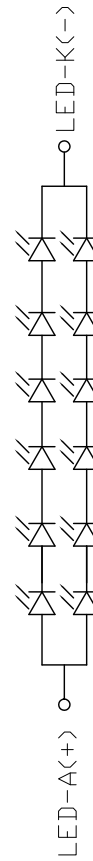


No:	PIN NAME
1	VDD
2	VDD
3	GND
4	NC
5	Rxin1-
6	Rxin1+
7	GND
8	Rxin2-
9	Rxin2+
10	GND
11	Rxin3-
12	Rxin3+
13	GND
14	RxCLK-
15	RxCLK+
16	NC
17	U/D
18	R/L
19	NC
20	NC



CIRCUIT DIAGRAM



NOTES:

- 1.DISPLAY TYPE: a-Si TFT
- 2.DISPLAY MODULE: Transmissive ,Normally White
- 3.OPERATING TEMP: -20° C---+70° C
- 4.STORAGE TEMP: -30° C---+80° C
- 5.Backlight: LED
6. RoHS Complicant

DRAWN BY:	TITLE:		SCALE:
CHECKED BY:	DWG NO:	UNIT:	mm
APPROVED BY:	DWG NAME:	SHEET NO:	OF
CONFIRMED BY:			